











REF	90262020
Pack Size	20 ml

Red Cell Preserving Solution

 +2°C Store at 2-8°C	 Manufacturer	 IVD In vitro Diagnostic Medical Device	 LOT Batch Number / Lot Number	 Expiry date	RPS SBIOCAT™ Red Cell Preserving Solution
 Consult Instructions for use	 Date of Manufacture	 REF Catalogue Number	 This side up	 Keep Away from Sunlight	

SUMMARY

In blood group serology, known red cell panels are of immense value in confirming the results of forward grouping, antibody screening and detection of rare phenotypes. A red cell preserving solution is utilized to preserve the red cells of interest. SBIOCAT™ Red Cell Preservation Solution is formulated specifically for enhanced preservation of red cells carrying clinically important phenotype or genotype, which are required for routine immunohaematological practice.

REAGENTS

SBIOCAT™ Red Cell Preserving Solution is a standardized Alsever's solution for maintaining red cell integrity and survival.

STORAGE AND STABILITY

Store the reagent at 2-8°C. Stability of unopened vial : 24 months from the date of manufacturing.

PRINCIPLE

Red blood cell shrinkage and loss of antigenic properties are observed on storage. To preserve the red cells for a longer time and ensure enhanced usage life for serological procedures the SBIOCAT™ Red Cell Preserving Solution supplies the necessary nutrients, salts and preservatives for maintaining red cell integrity and antigenic properties useful during serological procedures.

NOTE

1. In vitro diagnostic reagent. Not for medicinal use.
2. Extreme turbidity may indicate microbial contamination. Such reagents must be discarded.

ADDITIONAL MATERIAL REQUIRED

1. Freshly collected red blood cells in EDTA di-potassium salt (1.5 mg/ml of whole blood).
2. Test tubes 12 x 75 mm, scrupulously clean and dry.
3. 10 ml pipettes, scrupulously clean and dry.
4. 500 µl micropipette and micropipette tips.
5. Freshly prepared normal saline (0.9% NaCl)
6. Table centrifuge.
7. Sterile 10 ml vials.

TEST PROCEDURE

- a) **Quick method for whole blood preservation**
 1. Collect 5 ml whole blood in EDTA di-potassium salt (1.5 mg/ml of whole blood). Add equal volume of SBIOCAT™ Red Cell Preserving Solution to it. Gently mix the solution.
 2. Before using the red cells prepared by the Quick method, it is recommended to wash the red cells three times with normal saline before use for testing purpose.
- b) **Preparation of 2/3/5% stabilized Red Blood cell suspension in SBIOCAT™ Red Cell Preserving Solution**
 1. Collect 2 ml of freshly drawn venous blood in a clean and dry test tube containing 3 mg of EDTA di-potassium salt.
 2. Add 5 ml of normal saline solution and mix well.
 3. Centrifuge the tube at 3000 r.p.m. for 2-3 minutes to form a red cell button.
 4. Discard the supernatant.
 5. Resuspend the red cell button in normal saline solution
 6. Centrifuge the tube at 3000 r.p.m. for 2-3 minutes.
 7. Repeat the washing of the red cells (step 4 & 5) one more time in normal saline.
 8. After centrifugation, remove the supernatant without disturbing the red cell button.
 9. Now resuspend the red cell button in 5 ml of SBIOCAT™ Red Cell Preserving Solution.
 10. Centrifuge the tube at 3000 r.p.m. for 2-3 minutes.
 11. After the centrifugation, remove the supernatant without disturbing the red cell button.
 12. Take 0.2/0.3 ml of packed red cells from the above cell button and resuspend them in 10 ml of SBIOCAT™ Red Cell Preserving Solution for preparation of 2/3% red cell suspension. To obtain a 5% red cell suspension resuspend 0.5 ml of packed red cells from the above cell button in 10 ml of SBIOCAT™ Red Cell Preserving Solution.
 13. Store the red cell suspension in a sterile 10 ml vial.
 14. The red cell suspension so obtained is ready to use for testing.

STORAGE

1. The whole blood preserved in SBIOCAT™ Red Cell Preserving Solution prepared by the Quick method can be stored upto 4 weeks at 2-8°C.
2. The ready to use 2/3/5 % stabilized red blood cell suspension in SBIOCAT™ Red Cell Preserving Solution should be stored at 2-8°C and can be utilized or 6 weeks from the date of preparation

PRECAUTIONS

1. Store SBIOCAT™ Red Cell Preserving Solution at 2-8°C with cap tightly closed.
2. Do not contaminate the solution as it may subsequently effect the stability of red cell suspension.
3. Glassware used to retrieve the SBIOCAT™ Red Cell suspension should be scrupulously clean and sterile.

WARRANTY

This product is designed to perform as described on the label and package insert. The manufacturer disclaims any implied warranty for use and sale for any other purpose.

BIBLIOGRAPHY

1. Practical Haematology, Sir John V. Dacie, S. M. Lewis, 8th Ed., 1995, Churchill Livingstone Publications.
2. AABB Technical Manual, 13th Ed., 1999.
3. Blood Grouping Reagents - Preparation and application methods, WHO Regional Publications, Eastern Mediterranean Series - 5, 1993.
4. Blood Transfusion in Clinical Medicine, P. L. Mollison, C. P. Engelfreit, Marcela Conteras, 9th Ed., 1993, Blackwell Scientific Publications.
4. Data on file: Singapore Biosciences PTE Ltd.



Singapore
Biosciences PTE Ltd.

11 Yishun Street 51, 304-23, The Criterion, Singapore 767971