














## SBio Calcium Chloride

Ready to use ~0.025 mol/l  $\text{CaCl}_2$  solution for use with SBio APTT reagent

REF	90321010
	10 ml



 Temperature Limitation	 Manufacturer	 EC REP Authorised Representative	 This side up
 Use by (Last day of stated month)	 Consult Instructions for use	 LOT Batch Number	 IVD In vitro Diagnostic Medical Device
 Date of Manufacture	 REF Catalogue Number	 REAGENT Description of reagent	 Contains sufficient for <n> tests

### SUMMARY

Investigation of the coagulation system centers on the coagulation factors. The activity of these factors depends on specific surface receptors and phospholipids largely presented on the surface of the platelets and also by activated endothelium. The necessity for calcium in many of these reactions is frequently utilized to control their activity in Vitro.

The APTT test is useful for measuring the activity of the intrinsic pathway. In APTT test, plasma is first preincubated for a specific period of time with a contact activator resulting in the formation of factor Xla. However coagulation cascade does not proceed further in the absence of calcium. Recalcification with Calcium chloride (~0.025 mol/l) initiates the coagulation cascade resulting in the formation of a stable fibrin clot. The APTT test is influenced by the concentration of calcium chloride used for assessment of the intrinsic pathway.

**SBio Calcium Chloride** from SBio is intended for use with APTT reagents.

### REAGENTS

**Sbio Calcium Chloride** is a ready to use solution standardized at ~0.025 mol/l concentration for use with APTT reagents only.

### REAGENT STORAGE AND STABILITY

The reagent must be stored at room temperature. The shelf life of the reagent is as per the expiry date mentioned on the reagent vial label. Do not use reagents after the expiry date.

### PRINCIPLE

On activation of contact factors by the activator in the APTT reagents, Factor Xla produced cleaves factor XI to Xla in the pre-incubation period. The partial thromboplastin time is then measured by adding appropriate amount of **SBio Calcium Chloride** (~0.025 mol/l, prewarmed at 37°C), resulting in the formation of the clot.

### PRECAUTIONS

1. In vitro diagnostic reagent for laboratory and professional use only. **NOT FOR MEDICINAL USE.**
2. Take every possible aseptic precaution to minimize contamination while drawing the reagent.

3. Avoid dipping contaminated pipettes / micropipette tips in the reagent vial. Ideally pour the required quantity for the days work into a sterile clean vial or test tube.
4. If the reagent vial develops turbidity, do not use the reagent as this would lead to erroneous results.

### TEST PROCEDURE

**SBio Calcium Chloride** must be used strictly adhering to the instructions described by the manufacturer of APTT reagents used for analysis.

### NOTE

1. Incubate the required amount of **SBio Calcium Chloride** at 37°C after transferring it in a clean dry test tube. **DO NOT INCUBATE THE ENTIRE REAGENT VIAL.**
2. Prewarmed Calcium Chloride solution must be discarded at the end of the days work.

### PERFORMANCE CHARACTERISTICS

The product has been evaluated by using with APTT reagents of two different manufacturers. Normal and abnormal control plasmas of the respective manufacturers were used as samples. The values obtained were within the expected range of the reagents used for analysis.

**SBio Calcium Chloride** has also been evaluated by testing SBio Control Plasma HI (Normal Control Plasma) and SBio Control Plasma HII (Abnormal Control Plasma) with SBio APTT Test. The results obtained were within the expected range.

### WARRANTY

This product is designed to perform as described on the label and the package insert. The manufacturer disclaims any implied warranty of use and sale for any other purpose.

### BIBLIOGRAPHY

1. Dacie and Lewis, Practical Haematology, Ninth edition.

 Manufactured by:

**TULIP DIAGNOSTICS (P) LTD.**

Plot Nos. 92/96, Phase II C, Verna Industrial Estate,  
Verna, Goa - 403 722, INDIA.

**Regd. Office:** Gitanjali, Tulip Block, Dr. Antonio Do Rego Bagh,  
Alto Santacruz, Bambolim Complex P.O., Goa - 403 202, INDIA.

Manufactured for:

Singapore   
Biosciences PTE Ltd.

11 Yishun Street 51, #04-23,  
The Criterion, Singapore 767971

1122/VEE403

EC REP

CMC Medical Devices & Drugs S.L., C/ Horacio Lengo No. 18, CP 29006, Malaga, Spain